


Learning outside the Classroom UKS2

Year 6 – Residential


	Technique	Knowledge	Skills	Vocabulary
A	Forest School	<ul style="list-style-type: none"> • Create a tripod shelter with camouflage • Use a range of tools suitable for the task. • Create and tend to a fire • Create a meal that can be cooked on the fire. • Use a knife for whittling. • Use a range of tools 	<ul style="list-style-type: none"> • Create a tripod shelter using logs • Use a lashing to tie the structure together. • Choose appropriate tool for jobs. • Collect fire wood. • Light cotton wool ball. • Add fuel to the fire using the fire triangle. • Design a meal that can be cooked on the fire. • Know how to use a knife carefully. • Show being able to use a knife carefully. • Use a range of tools effectively and safely. 	<ul style="list-style-type: none"> • Tripod shelter • Camouflage • Knife • Whittling
	Geography and maths	<ul style="list-style-type: none"> • Use the eight points of a compass and four figure grid references 	<ul style="list-style-type: none"> • Know directional language of north, east, south and west, as well as NW NE SE SW. • Create a weather vane using the 8 compass points. • To know how to use 4 	<ul style="list-style-type: none"> • North west • North east • South east • South west • Grid reference



Learning outside the Classroom UKS2

Year 6 – Residential


			figure grid references to find something.	
	English and drama	<ul style="list-style-type: none"> Research and write a nature guide book. 	<ul style="list-style-type: none"> Research the area. Organise ideas under different headings. Write up findings about the area. 	<ul style="list-style-type: none"> Guide book Headings.
	Play-exploration/social skills (linked to my activity passport)	<ul style="list-style-type: none"> Create own treasure hunt for friends. 	<ul style="list-style-type: none"> Plan treasure hunt. Write clues for others to follow. 	<ul style="list-style-type: none"> Treasure Clues Riddles
	Art, craft and music.	<ul style="list-style-type: none"> Design, plan and create a decoration (Christmas) 	<ul style="list-style-type: none"> Design a Christmas decoration using natural materials. Plan how the decoration will be made and what tools will be needed. Create Christmas decoration using the plan. 	<ul style="list-style-type: none"> Natural materials Plan Tools decoration
	Science and nature	<ul style="list-style-type: none"> Insulation experiment 	<ul style="list-style-type: none"> Create a nest for a door mouse. Choose materials that will be good insulators. Make the door mouse a hot drink. Check the temperature 	<ul style="list-style-type: none"> Insulation Insulator Temperature Degrees



Learning outside the Classroom UKS2

Year 6 – Residential

			over time.	
B	Forest school	<ul style="list-style-type: none"> • Use a hand drill to create small holes. • Shelter building challenge -working in teams the children plan, build and review their shelters 	<ul style="list-style-type: none"> • Safely use a hand drill. • Use a hand drill for a purpose. • Work as a team. • Plan what kind of den will be built based on what has been already know. • Build den. • Review and evaluate dens. 	<ul style="list-style-type: none"> • Hand drill • Evaluation • Review • Team • Den
	English and drama	<ul style="list-style-type: none"> • Fire poems • Alphabet walk • Life cycle role play 	<ul style="list-style-type: none"> • Light fire • Use the fire to think about senses • Think about how the fire makes you feel. • Write poems based on the fire. • Go for a nature walk • While walking find something that begins with every letter of the alphabet. • Look at the life cycles of different animals. • Use freeze frames to act 	<ul style="list-style-type: none"> • Poem • Senses • Feelings • Emotions • Life cycles • Freeze frames.



Learning outside the Classroom UKS2

Year 6 – Residential

			at the life cycles of different animals.	
	Geographical skills, navigation and maths	<ul style="list-style-type: none"> Making 2D into 3D shapes Big butterfly count 	<ul style="list-style-type: none"> Create a shape using natural materials. Make this shape into a 3D shape. Carry out a butterfly survey 	<ul style="list-style-type: none"> Shape 2D 3D Butterflies Names of common butterflies survey
	Play-exploration (linked to my activity passport)	<ul style="list-style-type: none"> Create a time capsule 	<ul style="list-style-type: none"> Chose something that they would like to be in the time capsule that can be left for future year groups. 	<ul style="list-style-type: none"> Time capsule Memories
	Art and craft	<ul style="list-style-type: none"> I can print using natural materials using hapa zome 	<ul style="list-style-type: none"> Collect leaves and flowers Place them in a pattern on the fabric. Cover with a piece of kitchen roll. Use a hammer all over the kitchen roll. Print onto the fabric. 	<ul style="list-style-type: none"> Hapa zome Printing Material Fabric
	Science and nature	<ul style="list-style-type: none"> I can identify animal groups and describe their habitats 	<ul style="list-style-type: none"> 	

Woodcocks' Well CE (VA) Primary School

Learning outside the Classroom UKS2

Year 6 – Residential

